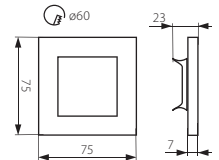




SOLA LED



APUS LED

SOLA LED

APUS LED



- ▶ obudowa: stal nierdzewna szczotkowana/ tworzywo sztuczne
- ▶ housing: brushed stainless steel/ plastic

| Kanlux | Kanlux | Tc [K] | [lm] | [g] |
|-------------|--------|--------|------|-----|
| SOLA LED WW | 23100 | 3000 | 13 | 66 |
| SOLA LED CW | 23101 | 6500 | 15 | 66 |
| APUS LED WW | 23106 | 3000 | 13 | 84 |
| APUS LED CW | 23107 | 6500 | 15 | 84 |



do prawidłowego działania wymagany jest zasilacz elektroniczny LED, np. ADI, DRIFT, DAZI lub TRETO dostępny w ofercie Kanlux for the proper functioning an electronic transformer for LED, e.g. ADI, DRIFT, DAZI or TRETO available in the Kanlux product range